

Ant Management Guide

Colony Elimination with Targeted Baiting



BASF Pest Control Solutions
The Evolution of Better Pest Control

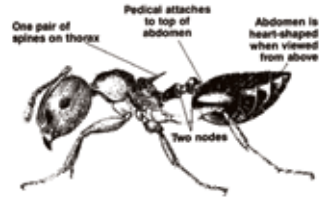
 **BASF**

The Chemical Company

Steps to Effective Ant Control

- 1: Inspect area for ant activity and conditions conducive to ant infestations.
- 2: Correctly identify the ant species.
- 3: Recommend corrective measures for conducive conditions.
- 4: Select the best Advance® ant bait product for the job.
- 5: Place bait(s) close to ant nests and along foraging trails.
- 6: Follow-up and place additional bait if any activity persists.

ACROBAT

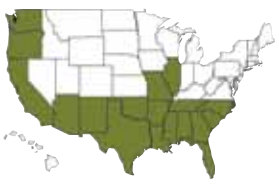


Recommendation:
Advance® Granular Carpenter Ant Bait

Common Nest Sites:
Dead or decaying wood, wood piles, under rocks, areas previously damaged by termites or carpenter ants, styrofoam insulation

Worker Size:
1/8 - 1/4 inch

ARGENTINE

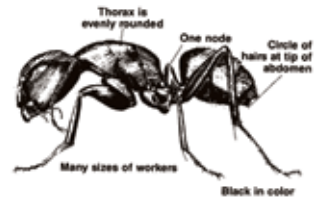


Recommendation:
Advance® 375A Select Granular Ant Bait

Common Nest Sites:
Under stone, rubbish piles, logs, potted plants mulch beds

Worker Size:
1/8 inch

CARPENTER

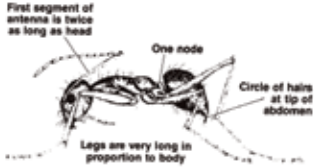


Recommendation:
Advance® Granular Carpenter Ant Bait

Common Nest Sites:
In sound or moisture damaged wood, logs, voids, tree stumps

Worker Size:
1/8 - 5/8 inch

CRAZY

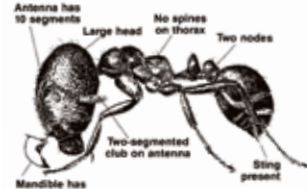


Recommendation:
Advance® 375A Select Granular Ant Bait

Common Nest Sites:
Under logs, landscaping timber, wood debris, potted plants, tree roots, shrubs, around irrigation heads

Worker Size:
1/8 inch

FIRE

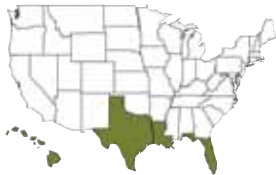
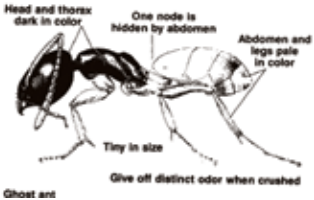


Recommendation:
Ascend® Fire Ant Bait

Common Nest Sites:
Soil in open sunny areas, around rocks, landscape timbers, logs or potted plants

Worker Size:
1/8 inch

GHOST

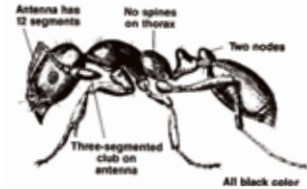


Recommendation:
388B Advance® Ant Gel Bait

Common Nest Sites:
Soil, crotches of trees, beneath tree bark, beneath stones, decaying tree branches near air conditioning duct work

Worker Size:
1/32 inch

LITTLE BLACK

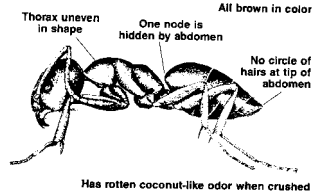


Recommendation:
Advance® Granular Ant Bait

Common Nest Sites:
Mulch beds, soil of shaded areas, under rocks, logs, debris, voids

Worker Size:
1/16 - 1/32 inch

ODOROUS HOUSE

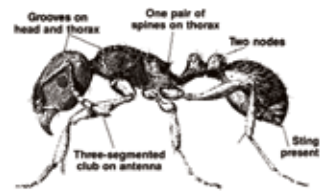


Recommendation:
Advance® 375A Select Granular Ant Bait

Common Nest Sites:
Mulch beds, in soil under rocks, logs, debris, voids

Worker Size:
1/8 inch

PAVEMENT

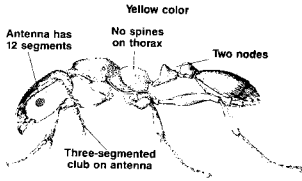


Recommendation:
Advance® Granular Carpenter Ant Bait

Common Nest Sites:
Outdoors: warm voids with easy access to moisture and under slabs. Indoors: in debris

Worker Size:
3/16 inch

PHARAOH

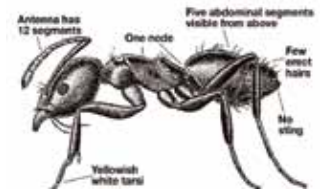


Recommendation:
Advance® 360A Dual Choice® Ant Bait Stations

Common Nest Sites:
Indoors: warm voids with easy access to moisture, very opportunistic

Worker Size:
1/16 inch

WHITE FOOTED



Recommendation:
388B Advance® Ant Gel Bait

Common Nest Sites:
Trees, heavy vegetation, especially where aphids are present

Worker Size:
3/32 - 1/8 inch

ADVANCE®

GRANULAR CARPENTER ANT BAIT

Outdoor: Broadcast (1 lb./acre and repeat as necessary); perimeter (1-2 ft. wide band and repeat as necessary); colony or mound (1.5-3 oz./colony and repeat as necessary)

Indoor: Void or Crack & Crevice® treatments (up to 1.5 oz. per application site)



ADVANCE® 360A DUAL CHOICE®

ANT BAIT STATIONS

Outdoor: Place baits along or on foraging trails or close to ant activity.

Indoor: 3-4 baits for average size room. 6-8 baits for heavy infestations. Replace every 3 months. Population reduction can be expected in about one week.



ADVANCE® 375A SELECT GRANULAR ANT BAIT

Outdoor: Broadcast (0.4 oz./1,000 sq. ft.); perimeter (1-2 ft. wide band); colony or mound (1.5-2.1 oz. and repeat as necessary); visible trails (0.3-1.0 oz. and repeat as necessary)

Indoor: Void or Crack & Crevice treatments (up to 1.5 oz. per application site)



388B ADVANCE® ANT GEL BAIT

Outdoor: Small, pea size bait placements where ants are seen. Crack & Crevice and void treatments where ants are foraging or colonies are found. Renew bait as needed. Outdoor bait placements may dry out more quickly than indoor placements and need to be re-baited more frequently.

Indoor: Behind refrigerator and stove, around water pipes and in cracks and crevices where ants are seen. Renew bait as needed. Do not apply in areas accessible to pets.



ASCEND® FIRE ANT BAIT

Outdoor: Broadcast (1 lb./acre or 0.4 oz./1,000 sq. ft.); mound treatment (5-7 tbsp./mound)

Indoor: Void or Crack & Crevice treatments only; light infestations (5-7 tbsp./treatment site); heavy infestations (5 tbsp. - 2.5 oz./treatment site)



381B ADVANCE® LIQUID ANT BAIT

Indoor/Outdoor Use: Make bait application indoors or outside as close as possible to the site of actual or suspected ant activity. Place bait into feeder trays which permit the ants to crawl in and feed. Refill feeder trays as bait is consumed. For quick reduction, use undiluted. For general control, product may be used diluted in accordance with label directions. (1.24% borax = 0.95% boric acid)





The Chemical Company

BASF Corporation
Pest Control Solutions
3568 Tree Court Industrial Blvd.
St. Louis, MO 63122



Always read and follow label directions.

PestControl.basf.us • 800-777-8570 • Prescription Treatment, Advance, Ascend and Dual Choice are registered trademarks of BASF.

© 2009 BASF Corporation. All rights reserved.

12/2009 09-21-155-307